

MARKET WRAP



KSE-100 Index		KSE-All Index		KSE-30 Index		KMI-30 Index		KMI-All Index	
235 mn	▲ 0.08%	675 mn	▲ 0.36%	90 mn	▼ -0.66%	103 mn	▼ -0.07%	335 mn	▲ 0.34%
72,658.05	56.24	47,272.21	169.83	23,382.67	-155.85	120,967.9	-88.46	33,819.31	112.92

Market Summary

The stock market on Thursday remained volatile in majority part of the day and concluded the session in the green zone. The Benchmark KSE-100 index made an intra-day high and low at 72,889.78 (287.97 points) and 72,325.34 (-276.47) respectively while closed at 72,658.05 by gaining 56.24 points. PKR in today's interbank depreciated by Rs 0.1007 against USD and closed at Rs 278.2007. The value of shares traded during the day was Rs24.028 billion. Market capitalization stood at around Rs9.819 trillion. Overall, trading volumes for the day decreased to 674.71 million shares compared with Wednesday's tally of 970.04 million. WTL was the volume leader with 175.1 million shares, gaining Rs0 to close at Rs1.51. It was followed by PAEL with 40.2 million shares, gaining Rs1.85 to close at Rs27.55 and KEL with 31.3 million shares, gaining Rs0.01 to close at Rs4.69.

Volume Leaders ('000)

WTL	175,149
PAEL	40,247
KEL	31,256
SEARL	27,649
CPHL	16,322
TREET	14,322
TELE	14,004
FCCL	11,603
AGL	11,157
SLGL	11,093

Gainers (PKR)

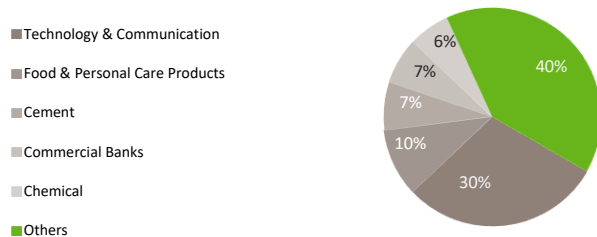
ANL	8.08	0.94
TCORPCPS	6.90	0.72
HUMNL	10.03	1.00
FTSM	10.00	0.83
GFIL	9.79	0.79
CLVL	12.55	1.00
FDPL	2.20	0.17
AGLNCPS	13.59	1.00
UCAPM	2.05	0.15
PASLDEF	0.69	0.05

Losers (PKR)

FEM	-3.06	
TSBL	-1.00	10.00
HCL	-62.90	775.72
JUBSDEF	-1.20	14.80
CWSMDEF	-2.91	35.95
MQTM	-3.94	49.00
KOHTM	-1.33	16.61
QUETDEF	-0.57	7.15
ISML	-1.33	18.62
DSMLDEF	-1.00	15.00

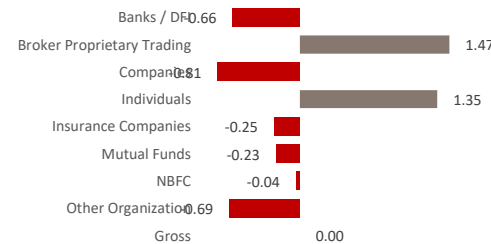
Source: PSX

Overall Sector Turnover (%)

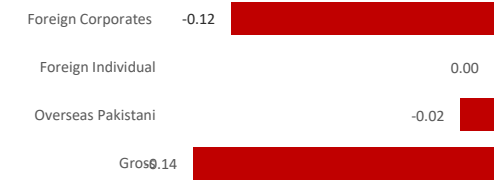


Source: PSX

LIPI (USD'mn)



FIPI (USD'mn)



Source: NCCPL

PORTFOLIO INVESTMENTS (SECTOR WISE)

(USD' mn)

		Cement	Banks	Fertilizer	Food	E&P	OMC	Power	Tech	Textile	Others	Gross
LIPI Portfolio	Banks / DFI	-0.24	0.09	-0.27	0.02	0.13	-0.02	0.12	0.03	0.00	-0.52	-0.66
	Broker Proprietary Trading	0.55	-0.10	0.10	-0.01	-0.03	-0.03	0.20	0.08	-0.01	0.71	1.47
	Companies	-0.43	0.20	0.87	-0.00	0.00	0.01	-1.07	-0.14	0.01	-0.26	-0.81
	Individuals	0.07	-0.57	-0.13	0.12	0.51	-0.07	0.17	0.25	0.01	0.99	1.35
	Insurance Companies	-0.00	0.36	-0.29	0.00	0.03	0.14	0.17	-0.00	-0.01	-0.65	-0.25
	Mutual Funds	0.05	-0.10	-0.35	-0.11	-0.04	-0.02	0.40	-0.01	-0.00	-0.05	-0.23
	NBFC	-0.01	-0.01	-0.00	0.00	-0.00	-	-0.00	-0.00	-	-0.01	-0.04
	Other Organization	-0.00	-0.07	-0.28	0.01	-0.21	0.01	-0.05	0.00	0.00	-0.10	-0.69
LIPI Total	-0.03	-0.19	-0.36	0.04	0.39	0.02	-0.06	0.20	0.01	0.11	0.14	

(USD' mn)

		Cement	Banks	Fertilizer	Food	E&P	OMC	Power	Tech	Textile	Others	Gross
FIPI Portfolio	Foreign Corporates	-0.07	0.35	0.22	-	-0.24	-0.04	-0.00	-	-	-0.34	-0.12
	Foreign Individual	-0.00	-	-	-	-	-	-	-	-	-0.00	-0.00
	Overseas Pakistani	0.10	-0.17	0.13	-0.04	-0.15	0.02	0.07	-0.20	-0.01	0.23	-0.02
	Total	0.03	0.19	0.36	-0.04	-0.39	-0.02	0.06	-0.20	-0.01	-0.11	-0.14

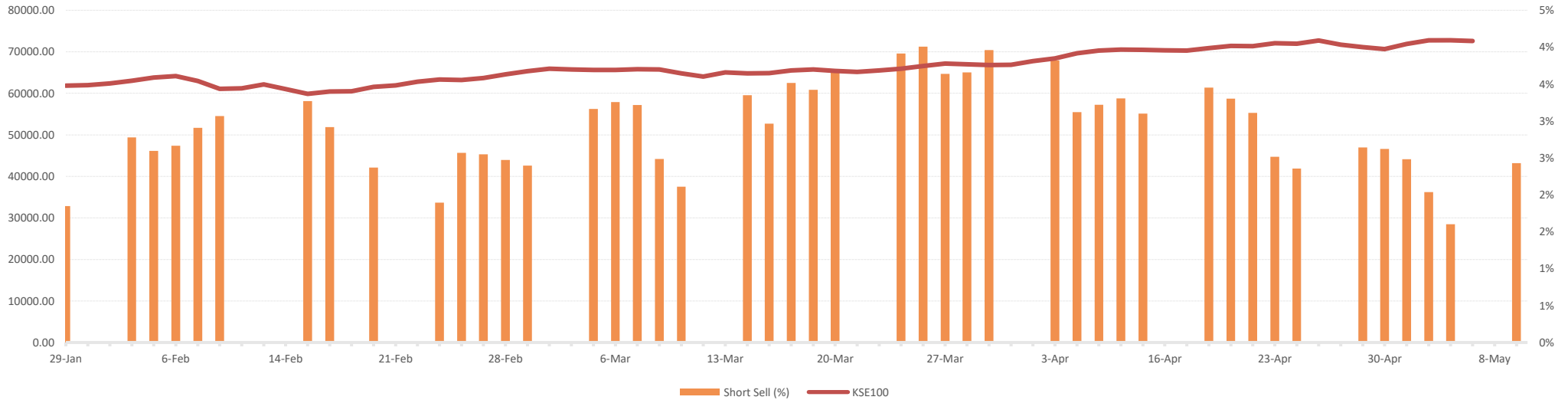
Source: NCCPL

INSIDER TRANSACTIONS

Sr. No.	Transaction Date	Symbol	Insider Name	Designation	Buy	Sell	Avg. Rate	Net Shares	Net Value
1	08/May/24	NATF	Mr. Zahid Majeed	Non-Executive Director	59,300	-	170.77	59,300	10,105,939
2	08/May/24	CLVL	Danish Elahi	Executive Director	50,000	-	11.46	50,000	573,000
3	08/May/24	GOC	Khawar Anwar Khawaja	Executive Director	44,500	-	50.74	44,500	2,257,930
4	08/May/24	TCORP	Danish Elahi	Substantial Shareholder	391,000	-	15.07	391,000	5,892,370

FUTURES OPEN INTEREST

KSE-100 VS % Short Sell Of Total Open Interest



Wednesday, May 8, 2024

Top 10 Short Sold Scrips	Short Sell Volume ('000)	% Of Open Interest	% Of Free Float	Last Day Short Sell Vol. ('000)	Change (%)
LOTCHM-MAYC	1,501	76.12%	0.50%	1,198	25.3% ▲
EFERT-MAYB	206	69.83%	0.03%	163	26.4% ▲
ATRL-MAY	640	43.48%	1.50%	694	7.7% ▼
DFML-MAY	3,203	40.47%	5.77%	3,552	-
PIOC-MAYB	323	35.18%	0.32%	300	7.6% ▲
NRL-MAY	467	30.02%	1.78%	485	-
SAZEW-MAYB	452	23.75%	2.14%	480	5.8% ▼
HUBC-MAYB	117	22.72%	0.01%	111	-
PIAA-MAY	5,957	22.02%	3.15%	5,730	-
DGKC-MAY	1,470	19.26%	0.67%	1,251	-

DISCLAIMER

This report has been prepared by Abbasi & Company (Private) Limited and is provided for information purposes only. Under no circumstances, this is to be used or considered as an offer to sell or solicitation of any offer to buy. While reasonable care has been taken to ensure that the information contained therein is not untrue or misleading at the time of publication, we make no representation as to its accuracy or completeness and it should not be relied upon as such. From time to time, Abbasi & Company (Private) Limited and or any of its officers or directors may, as permitted by applicable laws, have a position, or otherwise be interested in any transaction, in any securities directly or indirectly subject of this report. This report is provided only for the information of professional advisers who are expected to make their own investment decisions without undue reliance on this report. Investments in capital markets are subject to market risk and Abbasi & Company (Private) Limited accepts no responsibility whatsoever for any direct or indirect consequential loss arising from any use of this report or its contents. In particular, the report takes no account of the investment objectives, financial situation, and needs of investors, who should seek further professional advice or rely upon their own judgment and acumen before making any investment. The views expressed in this report are those of Abbasi & Company (Private) Limited Research Department and do not necessarily reflect those of the company or its directors. Abbasi & Company (Private) Limited as a firm may have business relationships, including investment-banking relationships, with the companies referred to in this report. Abbasi & Company (Private) Limited does not act as a market maker in the securities of the subject company. Abbasi & Company (Private) Limited or any officers, directors, associates or close relatives do not have a financial interest in the securities of the subject company to an amount exceeding 1% of the value of the securities of the subject company at the time of issuance of this report. Abbasi & Company (Private) Limited or any officers, directors, associates or close relatives are not currently serving or have served in the past three years as a director or officer of the subject company. Abbasi & Company (Private) Limited or any officers, directors, associates or close relatives have not received compensation from the subject company in the previous 12 months. The subject company currently is not, or during the 12-month period preceding the date of publication or distribution of this report, was not, a client of Abbasi & Company (Private) Limited. We have not managed or co-managed a public offering or any take-over, buyback or delisting offer of securities for the subject company in the past 12 months and/or received compensation for corporate advisory services, broker age services or underwriting services from the subject company in the past 12 months. Abbasi & Company (Private) Limited does not expect to receive or intend to seek compensation for corporate advisory services or underwriting services from the subject company in the next 3 months All rights reserved by Abbasi & Company (Private) Limited. This report or any portion hereof may not be reproduced, distributed or published by any person for any purpose whatsoever.

VALIDITY OF THE PUBLICATION OR REPORT

The information may be subject to change without notice, its accuracy is not guaranteed, it may be incomplete or condensed and it may not contain all material information concerning the company, jurisdiction or financial instruments referred to in this report. The valuations, opinions, estimates, forecasts, ratings or risk assessments herein constitutes a judgment as of the date of this report and were based upon several estimates and assumptions and are inherently subject to significant uncertainties and contingencies. It can be expected that one or more of the estimates on which the valuations, opinions, estimates, forecasts, ratings or risk assessments were based will not materialize or will vary significantly from actual results. Therefore, the inclusion of the valuations, opinions, estimates, forecasts, ratings or risk assessments described herein is not to be relied upon as a representation and/or warranty by Abbasi & Company (Private) Limited and/or its other associated and affiliated companies, that:

- I. Such valuations, opinions, estimates, forecasts, ratings or risk assessments or their underlying assumptions will be achieved, and
- II. There is any assurance that future results or events will be consistent with any such valuations, opinions, estimates, forecasts, ratings or risk assessments stated therein

DEFINITION OF TERMS

TP	Target Price	DDM	Dividend Discount Model	FCF	Free Cash Flows
FCFE	Free Cash Flows to Equity	FCFF	Free Cash Flows to Firm	DCF	Discounted Cash Flows
PE	Price to Earnings Ratio	PB	Price to Book Ratio	BVPS	Book Value Per Share
EPS	Earnings Per Share	DPS	Dividend Per Share	ROE	Return of Equity
ROA	Return on Assets	SOTP	Sum of the Parts	JPB	Justified Price to Book

Ratings are updated to account for any development impacting the economy/sector/company, changes in analysts' assumptions or a combination of these factors.

VALUATION METHODOLOGY

To arrive at our Target Price, Abbasi & Company (Private) Limited uses different valuation methods which include:

- I. Discounted Cash Flow Model
- II. Dividend Discount Model
- III. Relative Valuation Model
- IV. Sum of Parts Valuation

PREPARED BY

Muhammad Rashid Nawaz
Phone: (+92) 42 38302028
Ext: 116
Email: haroon@abbasiandcompany.com

RESEARCH DEPARTMENT

6 - Shadman, Lahore
Phone: (+92) 42 38302028; Ext: 116, 117
Email: research@abbasiandcompany.com
web: www.abbasiandcompany.com

HEAD OFFICE

6 - Shadman, Lahore
Phone: (+92) 42 38302028
Email: support@abbasiandcompany.com
web: www.abbasiandcompany.com